

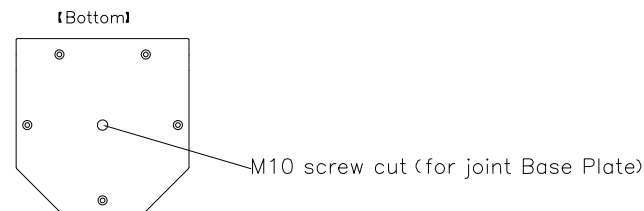
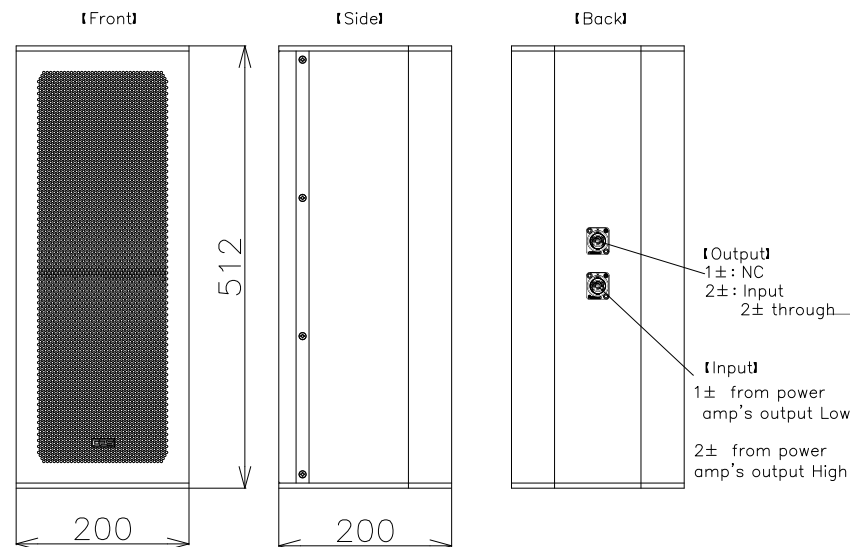
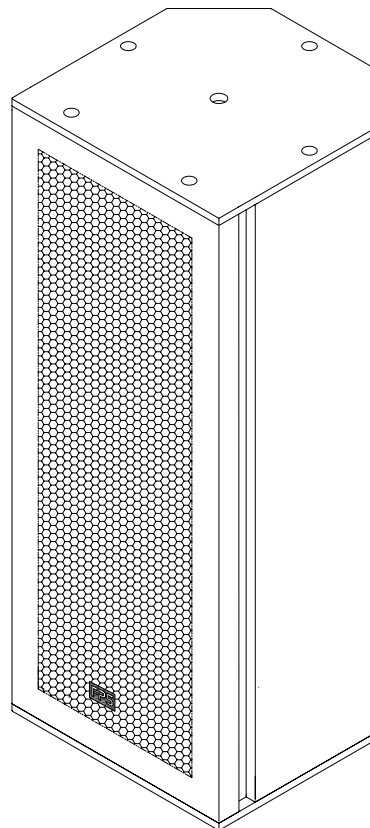
Subwoofer for Pipeline Speaker

SW-P3

Specification

Type : Subwoofer
 Speaker unit : 13cm cone speaker unit x 2pcs
 Impedance : 12Ω
 Frequency : 50~500Hz
 SPL : 93dB 1W/1m
 Input : 90W constantly
 Max. Input : 180W moment peak
 Directional charac. : Omni
 Output Connector : NL4MP (Neutrik)
 Input pin assign : 1± (Input SW-P3)
 2± (Input PL speaker)
 Output pin assign : 2± (Output PL speaker)
 Cabinet : Steel
 Mounting hole : Up Phi(Φ)10 hole
 Bottom M10 nut plate
 Dimensions : W200mm × H512mm × D200mm
 Weight : 12.5kg
 Color : Black, Silver

※This specifications may be changed without a notice.



No.	PART NAME

Itemref	Quantity	Title/Name, designation, material, dimension etc			Article No./Reference	
DRAW.		Checked by T.yamaguchi	Approved by - date	File name	Date 24-Jul-2015	Scale
FPS INC. 株式会社エフピーエス				SW-P3 Subwoofer for PL speaker		
Out-drawing				Edition	Sheet	