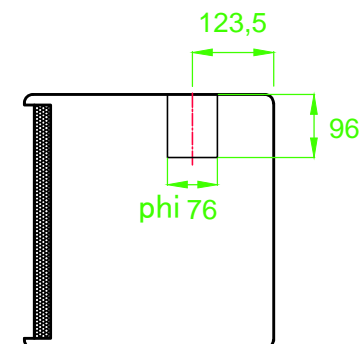
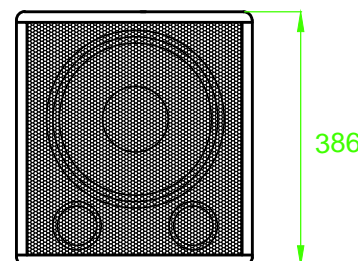
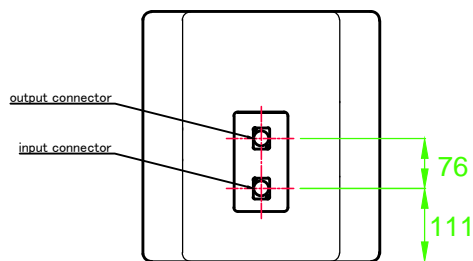
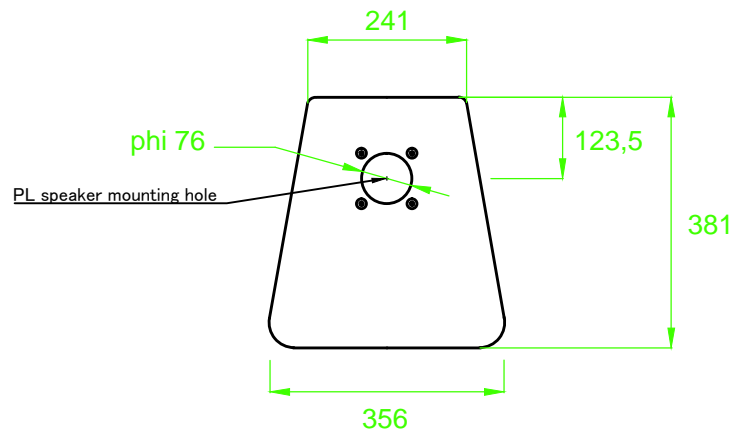


Subwoofer Designed for PL speaker

PL-SWB

Specifications

Type	Driving by a single Full-Range Amplifier
Speaker unit	Single Coiled 25cm Cone Units
Impedance	8 ohm
Frequency	30Hz - 500Hz
SPL	93dB at 1w1m
Rated input	200W constantly
Maximum input	400W max
Directional character	Omni-directional
Input connector	NL-4MP (Neutrik)
Output connector	NL-4MP (Neutrik)
Cabinet	Wood
Dimensions	W356 x H386 x D381 mm
Weight	15 kg
Color	Black, Silver
Mounting	76mm hole Mount at Upper / Top of the product



No.	PART NAME

Itemref	Quantity	Title/Name, designation, material, dimension etc			Article No./Reference	
DRAW.		Checked by	Approved by - date	File name	Date	Scale
				2010,6,2		
FPS INC. 株式会社エフピーエス				Subwoofer PL-SWB		
Outline drawing				Edition	Sheet	